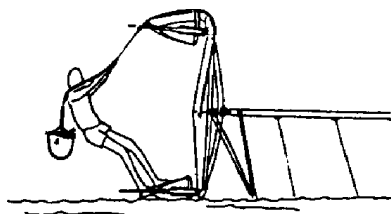



RIGHTING



BUCKET UP RIGHTING AID

Need a little more weight to right your cat? Fill this lightweight nylon bag with water and use it as a righting aid or a sea anchor. The bag is 13" dia. x 19" tall with a rope edge and comes with 1/4" x 16' poly line with a brass snap. Use as a righting aid or a sea anchor. Theoretical maximum capacity is 88 lbs.
11-5101 \$69.00



A-B. "BABY BOB" & "MAMA BOB GETAWAY" MAST FLOATS

The Baby and Mama Bobs were designed to offer the safety and security of mast head flotation with minimized drag through the air. Both are fixed in position to the mast head and include the same mounting hardware. Recommended usages follow, but both Baby and Mama Bobs will fit the Wave, Getaway, H-14 or H-16 with or without CompTip. The Baby Bob is standard on all Waves and is also recommended for the H-14 and H-16. The Baby Bob displaces 32 pounds of water, is 20" long x 11" diameter and weighs 2.65 lbs. The larger Mama Bob is standard on the Getaway and is recommended for the H-16 with CompTip; minor modifications (drill and tap) are necessary to fit H-16 with all-aluminum mast. The Mama Bob displaces 59 pounds of water, is 22" long x 18" diameter and weighs 5.85 lbs. Instructions are included for mounting on the recommended boats, with some drilling and tapping or light modification necessary for some boats.


A. 07-30115 *Baby Bob* \$111.00

B. 07-30119 *Mama Bob* **OVERSIZED FOR AIR SHIPMENT** \$138.00



"MAMA BOB UNIVERSAL" MAST FLOAT

Hobie's new Universal Mama Bob mast float system replaces their mast-side mounted system (07-30113 Hobie Bob) that was previously available. The Mama Bob float has been adapted for use as a shaft-mounted "universal" mast float. This is not a rotating float, but is held in a fore-aft position. The new system includes hardware similar to the original Hobie Bob (30113) system. displaces 59 pounds of water, is 22" long x 18" diameter and weighs 5.85 lbs. without hardware. **OVERSIZED SHIPPING RATES APPLY**
07-30112 \$215.00



CAT RIGHTING BIG BAG SYSTEM

A must for solo or lightweight crews to feel confident being able to right a capsized catamaran. Powerful enough to right bigger cats without loosening shrouds. Easy to install with no boat modification required. Bag attaches with velcro straps under the tramp for easy use and storage. Class legal for racing! Theoretical maximum capacity of the 18" x 32" bag is 250 lbs. The included 4:1 block and tackle kit does the heavy lifting for you! Complete and ready for use with blocks, cam cleats and 1/4" lines.

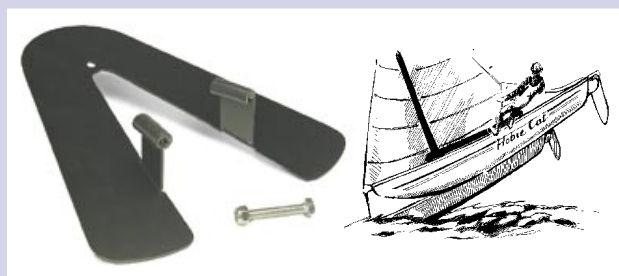
01-3280 *System* \$189.00

01-3282 *Bag Only* \$99.00

01-3273 *Block & Tackle*

System Only

\$99.00



ANTI-PITCHPOLE HYDROFOILS

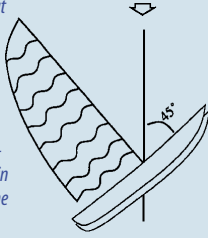
Reduce pitchpoling! This unique safety feature is a must for novice sailors. It also allows experienced sailors to drive the boat harder and faster. Easy on/off with no drilling. For the H-14/16.
01-3240 \$116.50



"POWER RIGHTING" A CATAMARAN BY RICK WHITE

The following principles are useful, regardless of the righting system used.

With the boat on its side, let it swing around until it has reached the power-righting position in relation to the wind.



Catamarans have a much-undeserved reputation for being tippy and flippy. In fact, because of multihulls' inherent stability, it is difficult to capsize most catamarans in light to moderate air. Wind alone will not do it; it takes a lot of weight in the wrong place at the wrong time to make one roll over.

It is easier to capsize in heavy air. On the other hand, though, it is also easier to right the boat in heavy air. If you use my "power righting" technique, it will be easier and faster still.

RIGHTING LINES

Before going out sailing, be sure you have righting lines installed.

"POWER RIGHTING"

You have made a pilot error and your boat is going over. It will usually go over slowly and seemingly in slow motion. But don't just sit there and watch the show. Clamber to what is now the bottom hull and bring the righting line over the top quickly. As soon as possible, hike out on the bottom hull with the righting line to keep the mast lying on the water and disallowing the boat to turn turtle.

Once you have stabilized the boat on its side, move to the bows. By depressing the bows into the water and allowing the sterns to ride free of the surface, the wind will swing the boat around so that the bows will point into the wind.

Often, if you can get in the hiking position as the bows of the boat swing through the eye of the wind, you can get the boat righted in just a few seconds. Hike hard when the bows are directly in the wind; at that time the wind will get under the sails, and that, along with your hiked-out body weight, will right the boat. The beautiful part of power righting is that your cat will land on her feet facing directly into the wind with the sails luffing.

Suppose you were a little slow in getting ready to right the boat and you find that it has swung around so the mast is pointing into the wind. What do you do? With the righting line in hand, skipper and crew should go to the bows and depress them into the water, allowing the sterns to come clear. When they blow around and the bows face into the wind at a 45° angle, start hiking hard.

*Note: The above is an abridged portion of a chapter from *Catamaran Racing: for the 90's* written by Rick White and Mary Wells (Item #45-0052).*

RIGHTING SYSTEM WITH INTERNAL SHOCK CORD

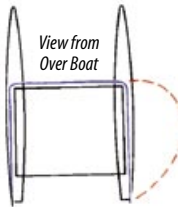
This kit features internal shock cord that snaps back out of the way when not in use. Extremely simple to install. Drilling holes is optional.



STRETCH RIGHTING

Our most popular righting line kit. If the bow starts to bury, the line is readily available to both skipper and crew who can anchor themselves to keep from being catapulted forward. This beautifully simple system features easy-to-grip, 1/2" hollow braid line with internal shock cord that stretches for righting or trapezing and then recoils automatically after use. Easy installation by securing lines to each transom.

01-3294 H-14/16/17/18/18SX \$60.00



RIGHTING SYSTEMS WITH PULLEYS

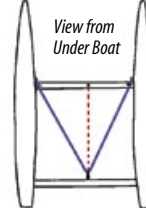
These three righting systems utilize external pulleys and shock cord. Because the shock cord is external, it is easy to notice wear or degradation and is much easier to replace than systems with internal shock cord.



UNIVERSAL RIGHTING

Simple and effective. Big, 1/2" diameter, black polypropylene righting line is light and easy to access and grip, even when wet. The line self-returns under tramp after use. No knots to pre-tie or untie. The shock cord and pulleys provided hold line snug and are easy to adjust and service. Fits 8' to 8'6" wide catamarans.

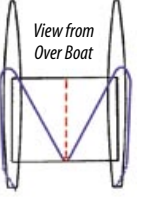
01-8292 \$58.00



HAWAIIAN RIGHTING

Doubles as a preventer line. Big 1/2" braided righting line is suspended by shock cord under the trampoline. Lines terminate at the transom. Behind-the-back support allows lighter crews to combine weight or solo skippers to have a free hand for scooping up water (as with the Bucket Up Righting Aid) to add leverage. Racing class legal.

01-3293 H-14/16 \$75.00
01-4293 H-17/18/Prindle® \$85.00



POWER POLE RIGHTING SYSTEM

This system employs a righting pole that is attached to the underside of the mainbeams. While underway, it rides under the tramp and attaches to the rear beam, safely tucked out of the way. Once capsized, you merely release the pole from the rear beam and swing it out perpendicular to the boat.



POWER POLE RIGHTING SYSTEM

When a capsize occurs, get the bows of the boat into the wind to put less load on the boat and righting system and make it easier to right.

To right the boat, simply release the bungee that holds the pole out of the water and swing the pole out so it is perpendicular to the boat's fore/aft. Now, to get more righting leverage, raise the pole to around 40° above the straight-out position and then slip the stopper knot through the beam loop so it is ahead of the beam loop. Now, reach out and grab the pole at the end and hang onto it. The boat should come up very quickly.

Once the boat is up, release the stopper knot on the righting line from the beam loop and get back on the boat. After the boat is underway, the pole will come straight back in alignment to bungee back to the rear beam. Then off you go!

The Power Righting System is suitable for 14' to 20' cats. Complete with all parts and installation instructions.

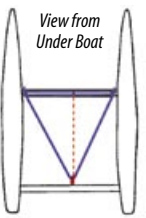
13-4101 Complete System \$279.00
13-4101-1 Complete Less Pole \$115.00



BIG CAT RIGHTING

Kit features extra line needed to bring bigger cats up from turtle position while keeping the deck clear for better footing. Extra length of 1/2" hollow braided line is quickly accessed by unhooking either or both ends of line with carabine hooks. Extra line is neatly suspended just aft of front crossbar and is held in place with shock cord. Blue water tested and proven! Fits H-20/21, Prindle 18.2/19 and Nacra 5.8/6.0.

01-8293 \$72.00



RELATED ITEMS

Mast Floats.....	pg 36
Righting Bags.....	36
Rope & Shock Cord.....	15